



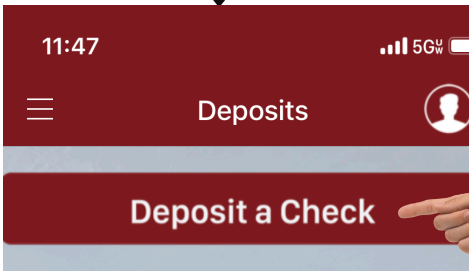


- Deposit to 
- Amount 
- Check Front 
- Check Back 

1. Mobile Deposits processed Monday - Friday before 4:00 p.m. cutoff is available the same day any time after 7:00 p.m.
2. Mobile Deposits processed Monday - Thursday after 4:00 PM cutoff is available the next day any time after 7:00 p.m.
3. Mobile Deposits processed Friday after 4:00 p.m. and



# Mobile Deposit

## 1. First endorse check:

- a. "Mobile Deposit Only"
- b. Date
- c. Signature

## 2. Log in to Mobile App

## 3. Click Deposits

- a. choose account to **Deposit to**
- b. enter **Amount**
- c. take photo of check **Front**
- d. take photo of **Back**
- e. **Submit**

You should hold the check until it has cleared, after which it can be destroyed. There is no need to bring the check in to the credit union.